

EXAMPLE NO. 2**THE SECRETS OF BLUELAWN**

- The final product of this activity is the creation of a board game. The entire “journey” of the construction allows the children to actively experiment in the collaboration, to respect the rules and to accept the points of view of others. The starting point was the invention of a story utilising the techniques of Gianni Rodari (see bibliography).

AIMS	CONTENTS	MATERIALS/METHODOLOGY
<ol style="list-style-type: none"> To use the play as the material of understanding and respecting the rules for being together democratically. To promote the interpersonal relationships. To know the cultural differences for understanding and accepting others. 	<p>1. THE STORY</p> <p>Once upon a time, not far away from here, there was a Lawn full of flowers. A very peculiar one: it only had blue flower. They were truly very beautiful, but they had no scent! In the Lawn of the blue flowers everybody lived in harmony:</p> <ul style="list-style-type: none"> there was BigBlue, the boss of all the flowers. He was the oldest flower and very wise. When there was a problem the flowers went to him for advice; there was FatBlue, a plump flower: every morning he drank two pints of dew and his belly swelled like a balloon. He was a little malevolent and also a little overbearing; there was also one sweet she flower named Floret: her petals shone in the sun because, usually, when it rained, she polished them with her little leaves in order to render them shiny and clean. She was very generous and every day she went to help the older flowers of the Lawn, those that felt lonely and troubled. <p>Other little blue flowers inhabited that great Lawn and each had special names: LittleBlue, Paleblue, TinyBlue, PetalBlue, Blue, Celeste.</p>	<p>1. Invention of the Story</p> <p>Collective invention of a fantasy story utilising the techniques of “Fantasy Hypothesis” of Gianni Rodari which consists in the formulation of questions “What would happen if...?”</p> <ol style="list-style-type: none"> To present the question, two subject or a protagonist are chosen. The teacher or leader suggest questions, such as “What would happen if suddenly...?” “What would the reaction be...?” (our example: “What would happen in a blue lawn if a flower with different coloured petals bloomed? What would the reactions of the residents of the lawn?”) Situation become created from which fantasy happenings multiply and multiply. Once the materials are sufficiently collected, but provisionally, production of the story is proceeded with, that is, the application and

	<p>One night, when all the flowers had bowed their heads and, tired, had fallen asleep, a violent thunderstorm burst: the rain fell and the wind blew stronger and stronger.</p> <p>All of a sudden, transported by the wind, a small seed fell on the soggy earth of the Lawn, but nobody, at that moment, paid him any attention.</p> <p>A few days passed and, slowly, the seed grew and became a flower. But there was something strange about him...: he was red and had an extraordinary scent!</p> <p>Petalblue, the most curious flower in the Lawn, approached him and asked: "Who are you? Where are you from?"</p> <p>"I am LittleRed." - answered the red flower - the wind carried me here, but I do not know anybody! Could you help me.... I feel so lonely!"</p> <p>Petalblue said to him: " Come with me. I will introduce you to my friends!" And lead him to the other flowers.</p> <p>When the other flowers saw LittleRed, they began to ask him many questions: "Who are you?" "What an unpleasant color you have!" "How ugly you are with all those red petals!" It looks like you have had too much sun!" "We do not want you here! You are by far too different from us! Don't you see, how beautiful we are: blue is the most beautiful color in the world, it is a serious color, not like yours.... You look like a clown!".</p> <p>FatBlue passed by and when he saw LittleRed, said: "you cannot stay here! You are not blue like us!"... And pushed him with his big belly.</p>	<p>development of an invention.</p> <p>2. Construction of the game</p> <ul style="list-style-type: none"> • a carpenter's shop: the children, transformed into small wood artisans, tried to build the box for the game and the shapes of the colored flowers, using plywood, fretwork (<i>traforo</i>), warm glue, sand paper, nails and hammers • a painter's lab: as young painters the children used paint-brushes, gouache, shellac, colored paperboards in order to manufacture and decorate the components of the game <p>a molding workshop: like little carvers, with true whim and creativity, they modeled from small cakes of <i>cernit</i> the four characters of the story.</p>
--	--	---

LittleRed fell, hurting himself and he started to cry.
Floret, who heard him crying, come to help him and, being very sensitive, asked him: "Did you hurt yourself? Come on, don't cry! but, but... what is it that I smell?" asked, all at once, the other flowers after sniffing the air. "What is this wonderful scent! Where does it come from? But it is LittleRed!!! I never smelt such a nice scent before: we blue flowers have no scent! Listen friends, it does not seem right to me to treat LittleRed this way! Why don't we go and ask BigBlue for advice?" - concluded Floret. The flowers went altogether to BigBlue who listened to the problem and after thinking a little said with a clear voice: "LittleRed may stay here because he is a flower like us, only of a different color, nothing strange indeed... wait and you will see!"

Some time passed.
Floret and LittleRed, came to know each other better and discovered that they loved everything about one another, so they decided to marry.
They had many little flowers, not like the others, but with petals of all the colors of the rainbow that had a sweet scent.
"What can I say?
Our Lawn now is not just blue, but has all the colors. Before we were all alike, unexciting! From now on instead, it will be more colorful and happier!" - concluded the wise BigBlue.

2. THE GAME

Instructions

2 to 4 players

Contents

1 cardboard
blue colored character-pawn
6 colored petals
4 colored wooden flowers
5 blue stands
30 cards
1 dice
1 rainbow colored wooden flower




Discover the secrets of Bluelawn!

In Bluelawn no one had ever seen anything like this before!
The flowers, all blue and without scent, are discovering how beautiful it is to become colored! Their task is to disclose the secret hidden under the rainbow colored flower and, while they will try to discover it with the help of the colored flowers, their petals will turn into new colors!

Ready to start

the colored flowers

- Insert the shapes of the colored flowers on the blue stands without glancing at the symbol hidden below.
- Place the four colored flowers (rose, violet, red tulip and yellow daisy) in their positions on the cardboard.
- Insert the shape of the rainbow



	colored flower (the one with the multicolored petals) in the last blue stand, without glancing at the	
--	---	--

symbol hidden below. Arrange the flower beside the cardboard in a safe place where it cannot be turned upside down by mistake.

The cards

Every player takes a card. You will also need one pencil in order to write down all the clues useful to discover the secret! On the card you will find:

Flowers

Symbols

The Pawns

- the characters on the pawns are:
- FLORET (with a pink ribbon)
- PETALBLUE (with a blond curl)
- GREAT BLUE (with white moustaches)
- FATBLUE (with chubby cheeks)

Arrange the pawns on their start position on the cardboard, then every player chooses the pawn with which he wants to play. If the players are less than four it is not necessary to put all the pawns on the cardboard.

The game starts here!

- In order to collect the clues useful to unveil the secret, it is necessary that you reach all the colored flowers on the cardboard
- In order to move, use the dice. The youngest player begins, then the game continues clockwise.

- Throw the dice and move the pawn a corresponding number of squares.

On which square did you stop?

If you stop on a square that is occupied by another player, you can stay there
If you stop on a square with the arrow, close to a colored flower, enter the house of the flower, raise the flower and look at the symbol hidden under the base. You take from the box a petal the same color as the flower and put on the corolla of your pawn.

Careful!

Every time you discover a new symbol, remember to also record it on your card!
You should not forget to record also what colored flowers you met!

The discovery of the rainbow colored flower

All the records collected during the game will help you to understand which symbol is hidden under the rainbow colored flower. When you have visited the four colored flowers, four symbols will be marked on your card.

All the marked symbols for sure will not be hidden under the rainbow colored flower.

Hurry back to your starting point (always throw the dice) and, when you arrive, reveal to your companions the secret symbol hidden under the rainbow colored flower. Look at the symbol under it without showing it to the others: have

you guessed correctly?

**Congratulations you have revealed
the secret of Bluelawn!**

Are you wrong? Sorry, you must leave
the game and... the secret continues!

The secrets of Bluelawn never end!

In order to play again remove the blue
stands from the colored flowers and the
rainbow colored flower, mix them
and...start again.